







## Standard Film for New Polaroid i-Type Cameras

Every camera needs film to go with it. Our i-Type cameras have their own i-Type film, battery-free, unlike the standard film for vintage cameras (meaning it's easier on the wallet) and optimized for the Polaroid OneStep 2 camera.



### 8 Instant Photos





-  Classic white frame
-  ASA 640<sup>[1]</sup>
-  Photos develop in 5–10 mins
-  Best stored refrigerated<sup>[2]</sup>

- [1] Film speed may vary, allow for +/- 1/2 stops  
[2] Do not freeze the film

**Format**  
**Image Area**  
**Finish**  
**HS or HTS code**  
**PRD #**  
**EAN #**  
**Battery report (UN38.3)**  
**Warranty info**

3.5" x 4.25" (8.8 cm x 10.8 cm)  
3.1" x 3.1" (7.9 cm x 7.9 cm)  
Glossy  
37012000  
004669  
9120066087720  
No Battery- no UN38.3  
[polaroidoriginals.com/warranty](http://polaroidoriginals.com/warranty)

### 8 Instant Photos

-  Classic white frame
-  ASA 640<sup>[1]</sup>
-  Photos develop in 10–15 mins
-  Best stored refrigerated<sup>[2]</sup>

- [1] Film speed may vary, allow for +/- 1/2 stops  
[2] Do not freeze the film

**Format**  
**Image Area**  
**Finish**  
**HS or HTS code**  
**PRD #**  
**EAN #**  
**Battery report (UN38.3)**  
**Warranty info**

3.5" x 4.25" (8.8 cm x 10.8 cm)  
3.1" x 3.1" (7.9 cm x 7.9 cm)  
Glossy  
37012000  
004668  
9120066087713  
No Battery- no UN38.3  
[polaroidoriginals.com/warranty](http://polaroidoriginals.com/warranty)

### Store chilled, shoot warm

Temperature affects how the film works. Keep it stored cold in the fridge, but never freeze it. Ideally you should let it adjust to room temperature before you use it. That's around 55–82°F (13–28°C). When it's cold out, keep your photos warm in a pocket close to your body while they develop. Or if it's a hot day, make sure they stay cool.

### Shoot with the light

The more light in your shot, the better your photo will turn out. Instant film loves light, especially natural light. Use the flash for all your indoor photos. For best results we also recommend using the flash for outdoor shots, unless it's a bright sunny day.


### Develop in the dark

All photos appear blank at first. They're most sensitive during this time, so don't bend or shake them. Shield them from the light, and place them face down as they develop. Keep B&W photos shielded from light for about 1 minute, and color film for about 6 minutes.

### Care for your camera

Your camera has a set of rollers inside the film door. Each photo passes through these rollers as it's made, so it's important to make sure that they stay clean. If the rollers get visibly dirty then gently wipe them down with a soft, damp cloth.

### For use with:



### Does not work with:



Have a problem, or a question you need answered?  
**USA/Canada**  
[usa@polaroidoriginals.com](mailto:usa@polaroidoriginals.com)  
1-212-219-3254  
**Contact our Customer Support Team**  
**EU/Rest of World**  
[service@polaroidoriginals.com](mailto:service@polaroidoriginals.com)  
00800 5770 1500  
or visit [polaroidoriginals.com/help](http://polaroidoriginals.com/help)

Polaroid, the Polaroid Classic Border Logo, Polaroid Originals Design and Polaroid OneStep are trademarks of PLR IP Holdings, LLC, used under license.







## Standard Film for Vintage Polaroid 600™ Cameras

Just like the camera it goes with, 600 film is straightforward and easy to use. It comes in classic color and black & white versions, as well as a range of special editions, making it our most popular instant film.



### 8 Instant Photos





-  Classic white frame
-  ASA 640<sup>[1]</sup>
-  Photos develop in 5–10 mins
-  Best stored refrigerated<sup>[2]</sup>

- [1] Film speed may vary, allow for +/- 1/4 stops
- [2] Do not freeze the film

**Format**  
**Image Area**  
**Finish**  
**HS or HTS code**  
**PRD #**  
**EAN #**  
**Battery report (UN38.3)**  
**Warranty info**

3.5" x 4.25" (8.8 cm x 10.8 cm)  
 3.1" x 3.1" (7.9 cm x 7.9 cm)  
 Glossy  
 37012000  
 004671  
 9120066087744  
 Available  
[polaroidoriginals.com/warranty](http://polaroidoriginals.com/warranty)

### 8 Instant Photos

-  Classic white frame
-  ASA 640<sup>[1]</sup>
-  Photos develop in 10–15 mins
-  Best stored refrigerated<sup>[2]</sup>

- [1] Film speed may vary, allow for +/- 1/4 stops
- [2] Do not freeze the film

**Format**  
**Image Area**  
**Finish**  
**HS or HTS code**  
**PRD #**  
**EAN #**  
**Battery report (UN38.3)**  
**Warranty info**

3.5" x 4.25" (8.8 cm x 10.8 cm)  
 3.1" x 3.1" (7.9 cm x 7.9 cm)  
 Glossy  
 37012000  
 004670  
 9120066087737  
 Available  
[polaroidoriginals.com/warranty](http://polaroidoriginals.com/warranty)

### Store chilled, shoot warm

Temperature affects how the film works. Keep it stored cold in the fridge, but never freeze it. Ideally you should let it adjust to room temperature before you use it. That's around 55–82°F (13–28°C). When it's cold out, keep your photos warm in a pocket close to your body while they develop. Or if it's a hot day, make sure they stay cool.

### Shoot with the light

The more light in your shot, the better your photo will turn out. Instant film loves light, especially natural light. Use the flash for all your indoor photos. For best results we also recommend using the flash for outdoor shots, unless it's a bright sunny day.


### Develop in the dark

All photos appear blank at first. They're most sensitive during this time, so don't bend or shake them. Shield them from the light, and place them face down as they develop. Keep B&W photos shielded from light for about 1 minute, and color film for about 6 minutes.

### Care for your camera

Your camera has a set of rollers inside the film door. Each photo passes through these rollers as it's made, so it's important to make sure that they stay clean. If the rollers get visibly dirty then gently wipe them down with a soft, damp cloth.

### For use with:



Polaroid Impulse



Polaroid 600™



Polaroid SLR680



Polaroid i-Type



Impossible i-Type



Impossible Instant Lab

Have a problem, or a question you need answered?

**USA/Canada**  
[usa@polaroidoriginals.com](mailto:usa@polaroidoriginals.com)  
 1-212-219-3254

**Contact our Customer Support Team**

**EU/Rest of World**  
[service@polaroidoriginals.com](mailto:service@polaroidoriginals.com)  
 00800 5770 1500





or visit [polaroidoriginals.com/help](http://polaroidoriginals.com/help)

## Standard Film for Vintage Polaroid SX-70™ Cameras

The Polaroid SX-70 works differently than other Polaroid cameras, so it has its own film with a lower ASA. A lower ASA often provides richer color and texture, which is why the SX-70 is so popular with artists, creatives, and professional photographers.



### 8 Instant Photos





-  Classic white frame
-  ASA 160<sup>[1]</sup>
-  Photos develop in 5–10 mins
-  Best stored refrigerated<sup>[2]</sup>

- [1] Film speed may vary, allow for +/- 1/2 stops
- [2] Do not freeze the film

**Format**  
**Image Area**  
**Finish**  
**HS or HTS code**  
**PRD #**  
**EAN #**  
**Battery report (UN38.3)**  
**Warranty info**

3.5" x 4.25" (8.8 cm x 10.8 cm)  
 3.1" x 3.1" (7.9 cm x 7.9 cm)  
 Glossy  
 37012000  
 004677  
 9120066087805  
 Available  
[polaroidoriginals.com/warranty](http://polaroidoriginals.com/warranty)

### 8 Instant Photos

-  Classic white frame
-  ASA 160<sup>[1]</sup>
-  Photos develop in 10–15 mins
-  Best stored refrigerated<sup>[2]</sup>

- [1] Film speed may vary, allow for +/- 1/2 stops
- [2] Do not freeze the film

**Format**  
**Image Area**  
**Finish**  
**HS or HTS code**  
**PRD #**  
**EAN #**  
**Battery report (UN38.3)**  
**Warranty info**

3.5" x 4.25" (8.8 cm x 10.8 cm)  
 3.1" x 3.1" (7.9 cm x 7.9 cm)  
 Glossy  
 37012000  
 004676  
 9120066087799  
 Available  
[polaroidoriginals.com/warranty](http://polaroidoriginals.com/warranty)

### Store chilled, shoot warm

Temperature affects how the film works. Keep it stored cold in the fridge, but never freeze it. Ideally you should let it adjust to room temperature before you use it. That's around 55–82°F (13–28°C). When it's cold out, keep your photos warm in a pocket close to your body while they develop. Or if it's a hot day, make sure they stay cool.

### Shoot with the light

The more light in your shot, the better your photo will turn out. Instant film loves light, especially natural light. Use the flash for all your indoor photos. For best results we also recommend using the flash for outdoor shots, unless it's a bright sunny day.

### Develop in the dark

All photos appear blank at first. They're most sensitive during this time, so don't bend or shake them. Shield them from the light, and place them face down as they develop. Keep B&W photos shielded from light for about 1 minute, and color film for about 6 minutes.

### Care for your camera

Your camera has a set of rollers inside the film door. Each photo passes through these rollers as it's made, so it's important to make sure that they stay clean. If the rollers get visibly dirty then gently wipe them down with a soft, damp cloth.

### For use with:



Polaroid SX-70™



Polaroid Box Type 1000™

### Does not work with:



new Polaroid i-Type cameras

Have a problem, or a question you need answered?

**USA/Canada**  
[usa@polaroidoriginals.com](mailto:usa@polaroidoriginals.com)  
 1-212-219-3254

**Contact our Customer Support Team**

**EU/Rest of World**  
[service@polaroidoriginals.com](mailto:service@polaroidoriginals.com)  
 00800 5770 1500

or visit [polaroidoriginals.com/help](http://polaroidoriginals.com/help)

## Standard Film for Vintage Polaroid Spectra™ Cameras

Polaroid Spectra cameras are wider than regular Polaroid cameras, so they need a different film. Spectra film gives you all the same tone and texture of our other film, with a wider frame. For when you absolutely, positively have to fit everybody in the shot.



### 8 Instant Photos

- [1] Film speed may vary, allow for +/- 1/4 stops
- [2] Do not freeze the film

- ☐ Classic white frame
- ☀ ASA 640<sup>[1]</sup>
- ☰ Photos develop in 5–10 mins
- ❄ Best stored refrigerated<sup>[2]</sup>

**Format**  
**Image Area**  
**Finish**  
**HS or HTS code**  
**PRD #**  
**EAN #**  
**Battery report (UN38.3)**  
**Warranty info**

4" x 4.1" (10.2 cm x 10.3 cm)  
3.5" x 2.9" (9 cm x 7.3 cm)  
Glossy  
37012000  
004679  
9120066087829  
Available  
[polaroidoriginals.com/warranty](http://polaroidoriginals.com/warranty)

### 8 Instant Photos

- [1] Film speed may vary, allow for +/- 1/4 stops
- [2] Do not freeze the film

- ☐ Classic white frame
- ☀ ASA 640<sup>[1]</sup>
- ☰ Photos develop in 10–15 mins
- ❄ Best stored refrigerated<sup>[2]</sup>

**Format**  
**Image Area**  
**Finish**  
**HS or HTS code**  
**PRD #**  
**EAN #**  
**Battery report (UN38.3)**  
**Warranty info**

4" x 4.1" (10.2 cm x 10.3 cm)  
3.5" x 2.9" (9 cm x 7.3 cm)  
Glossy  
37012000  
004678  
9120066087812  
Available  
[polaroidoriginals.com/warranty](http://polaroidoriginals.com/warranty)

### Store chilled, shoot warm

Temperature affects how the film works. Keep it stored cold in the fridge, but never freeze it. Ideally you should let it adjust to room temperature before you use it. That's around 55–82°F (13–28°C). When it's cold out, keep your photos warm in a pocket close to your body while they develop. Or if it's a hot day, make sure they stay cool.

### Shoot with the light

The more light in your shot, the better your photo will turn out. Instant film loves light, especially natural light. Use the flash for all your indoor photos. For best results we also recommend using the flash for outdoor shots, unless it's a bright sunny day.

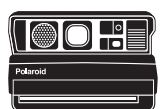
### Develop in the dark

All photos appear blank at first. They're most sensitive during this time, so don't bend or shake them. Shield them from the light, and place them face down as they develop. Keep B&W photos shielded from light for about 1 minute, and color film for about 6 minutes.

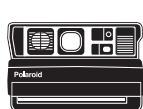
### Care for your camera

Your camera has a set of rollers inside the film door. Each photo passes through these rollers as it's made, so it's important to make sure that they stay clean. If the rollers get visibly dirty then gently wipe them down with a soft, damp cloth.

### For use with:



Polaroid Spectra™



Polaroid Image™

### Does not work with:



new Polaroid i-Type cameras

Have a problem, or a question you need answered?

**USA/Canada**  
[usa@polaroidoriginals.com](mailto:usa@polaroidoriginals.com)  
1-212-219-3254

**Contact our Customer Support Team**

**EU/Rest of World**  
[service@polaroidoriginals.com](mailto:service@polaroidoriginals.com)  
00800 5770 1500

or visit [polaroidoriginals.com/help](http://polaroidoriginals.com/help)

B&W  
 8×10  
 Film

 Color  
 8×10  
 Film

## Standard Film for 8×10 Film Holders and Processors

Before Polaroid created integral instant film, they made manually-processed, peel-apart film. In 1973, they introduced 8×10, a large-format film which creates photos of incredible quality. It's more complex than traditional instant film formats, but there's nothing like it, which is why it's still being made by hand today.



### 10 Instant Photos

- [1] Film speed may vary, allow for +/- 1/3 stops
- [2] Do not freeze the film

- ☒ Silver frame
- ☀ ASA 640<sup>[1]</sup>
- ☒ Photos develop in 5–10 mins
- ☀ Best stored refrigerated<sup>[2]</sup>

**Format** 8.4" × 12.8" (21.4 cm × 32.5 cm)  
**Image Area** 8" × 10" (20.3 cm × 25.4 cm)  
**Finish** Glossy  
**HS or HTS code** 37012000  
**PRD #** 004681  
**EAN #** 9120066087843  
**Battery report (UN38.3)** No Battery – no UN38.3  
**Warranty info** polaroidoriginals.com/warranty  
**Tipsheet** See reverse of pack sleeve

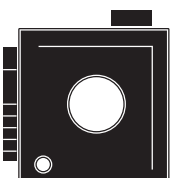
### 10 Instant Photos

- [1] Film speed may vary, allow for +/- 1/3 stops
- [2] Do not freeze the film

- ☒ Silver frame
- ☀ ASA 640<sup>[1]</sup>
- ☒ Photos develop in 10–15 mins
- ☀ Best stored refrigerated<sup>[2]</sup>

**Format** 8.4" × 12.8" (21.4 cm × 32.5 cm)  
**Image Area** 8" × 10" (20.3 cm × 25.4 cm)  
**Finish** Glossy  
**HS or HTS code** 37012000  
**PRD #** 004680  
**EAN #** 9120066087836  
**Battery report (UN38.3)** No Battery – no UN38.3  
**Warranty info** polaroidoriginals.com/warranty  
**Tipsheet** See reverse of pack sleeve

### For use with:



8×10 Film Holder  
 & Processor

Have a problem, or a question you need answered?  
**USA/Canada** usa@polaroidoriginals.com 1-212-219-3254  
**Contact our Customer Support Team** EU/Rest of World service@polaroidoriginals.com 00800 5770 1500  
 or visit polaroidoriginals.com/help